



**Educate to Win!**

**Jason Bise**  
Education Services Specialist  
HQ ACCESS, Army University

**Brian Centers**  
Education Services Specialist  
HQ ACCESS, Army University

**Jacqueline Smith-Morris**  
Education Services Specialist  
HQ ACCESS, Army University

**Stephanie Kahne**  
Program Manager  
Army School Support, Vantage Point Consulting-Inc



# **Association of Veteran Education Certifying Officials Conference**

**10-14 July 2021**

**Army University Update**



- **TA SimplifiED**
- **Army School Support Knowledge Community**
- **ArmyIgnitED 2.0 Preparation**

## Why:

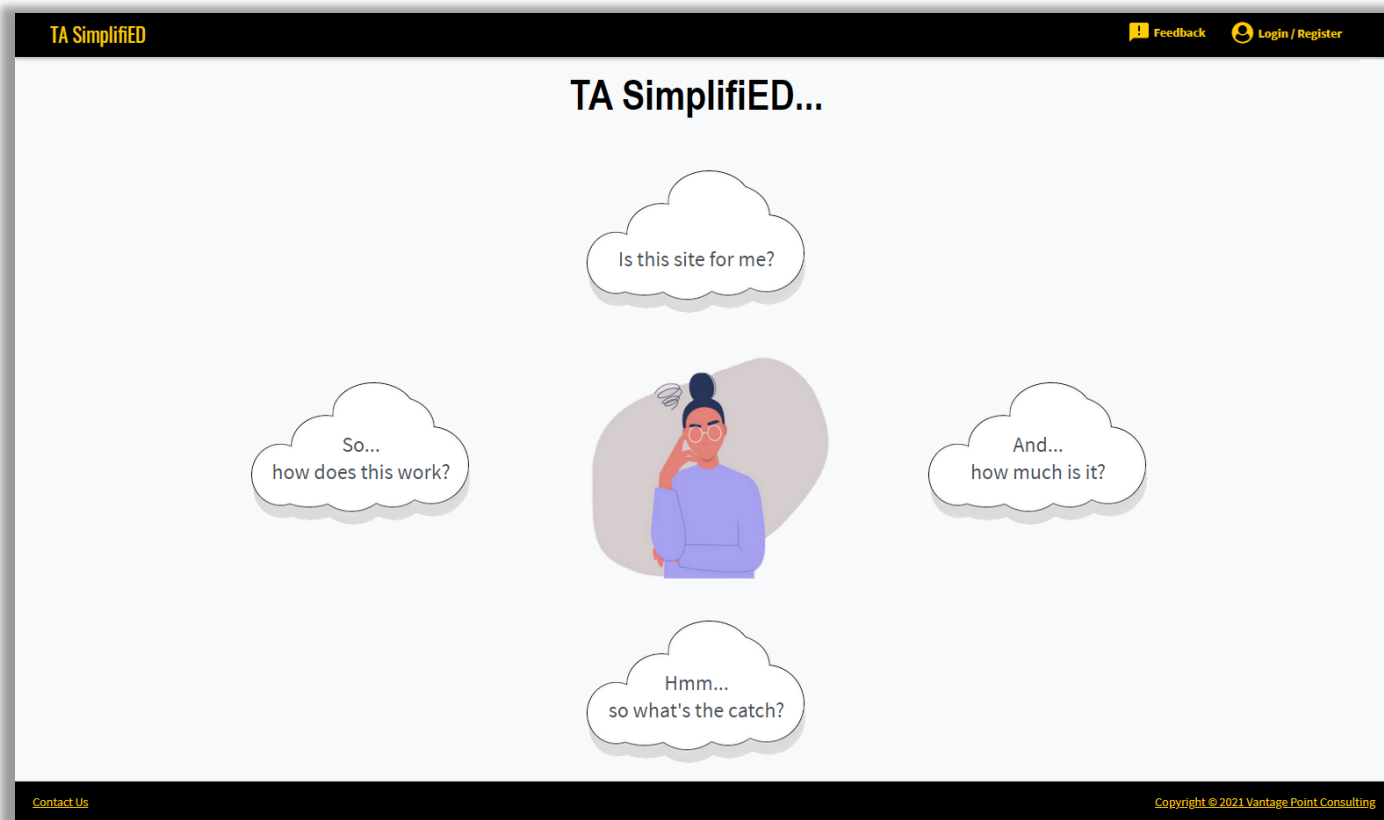
- EIs expressed their frustration on creating the csv files.
- Vantage Point Consulting designed and launched TA SimplifiED

## What does it do:

- This tool assist EIs with creating ArmyIgniteED files to “simplify” the process
- CSV files will be created, and schools will login to ArmyIgniteED to upload

NOTE: Check Firewalls if link does not open or your IT department. Same for password reset  
[support@tasimplified.team](mailto:support@tasimplified.team)

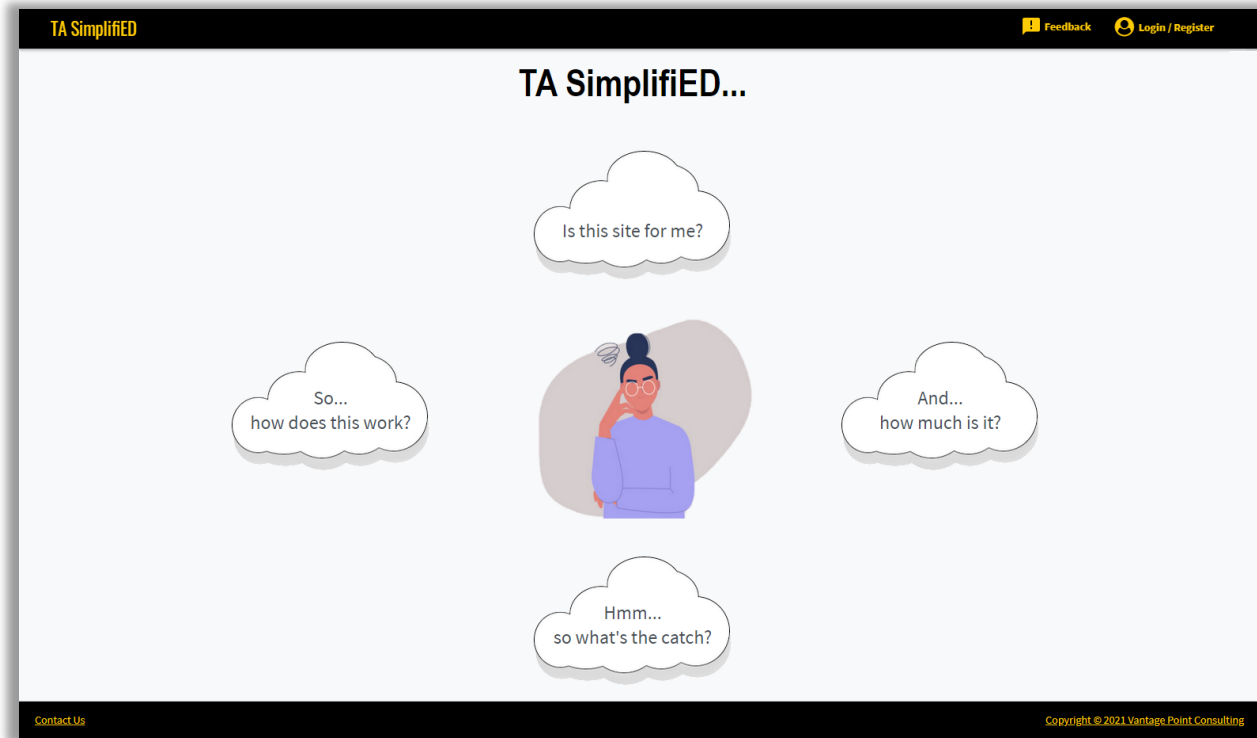
<https://TASimplified.support>





### First Step:

- Register for an account (this is separate form ArmyIgnitED)
- No cost, not for Soldiers only schools
- Each user is tied to school OPEID





**TA SimplifiED**

This application allows you to create some of the files required by ArmyIgnitED. At this time we support only two file types. To make things easier to navigate, the buttons throughout the site are numbered. For best results please follow these numbers.

- 1 Static Information** Enter basic information about the degrees offered at your school, this information applies to all degrees.
- 2 Degree File** Enter data to generate the Degree File to be uploaded to the ArmyIgnitED system.
- 3 Enrollment File** Enter data to generate the Course Enrollment File to be uploaded to the ArmyIgnitED system.
- 4 Grades File** Enter data to generate the Grades File to be uploaded to the ArmyIgnitED system.

### Three files available

- Degree
- Course Enrollment File
- NEW!!! Grade File

### Remember

- DOES NOT replace uploading the inbound csv. file into ArmyIgnitED
- Must provide Static Information
- If Degree file has been completed, you can skip step 2

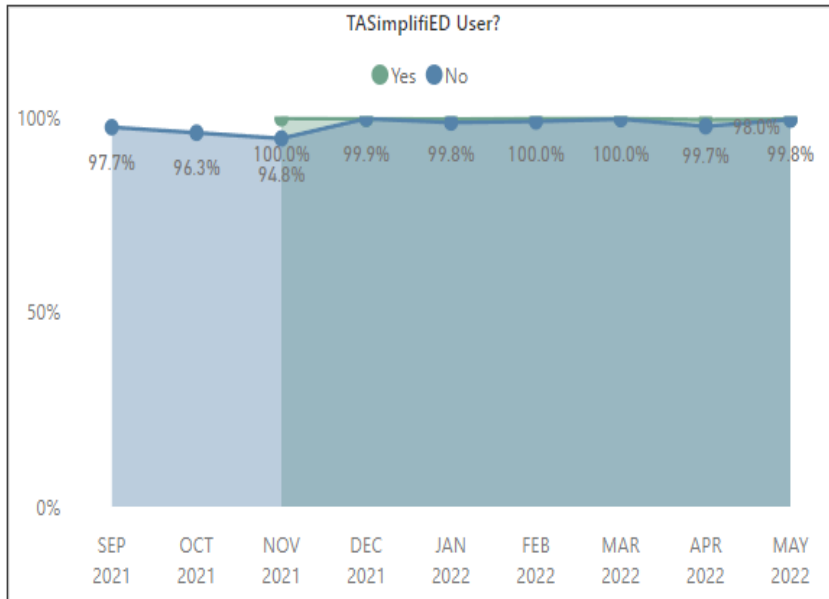
### Added Benefit

- Reference Files available with valuable needed information for other files



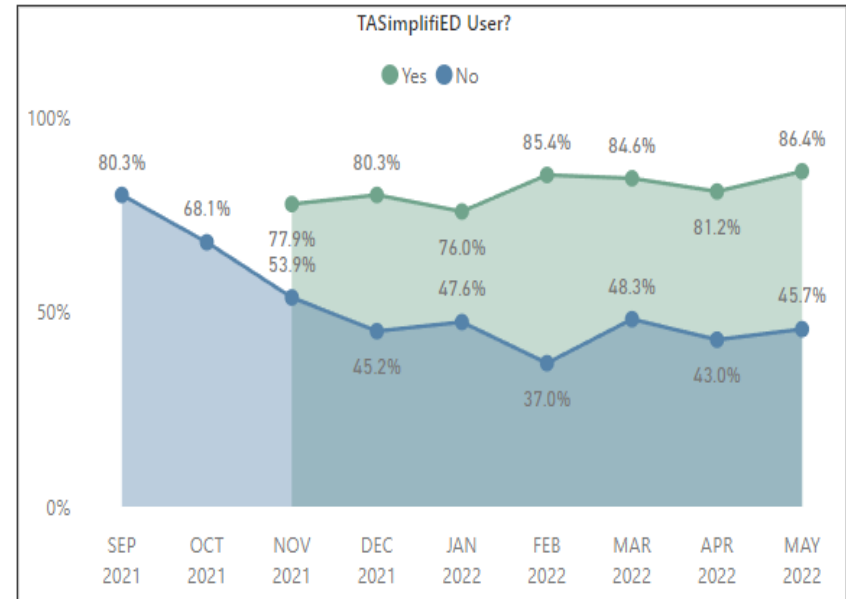
## Degree Upload and Course Enrollment File Success Rate Comparison With and Without TASimplifiED tool

### Degree Upload



All-Time Success Rate	Yes	No
	99.9%	93.5%

### Course Enrollment



All-Time Success Rate	Yes	No
	82.0%	54.8%



## Home = Your main Activity

### Feed

- Showing
- Sorted by
- Share what's on your mind...

### Chat/Direct Messages (DMs) →

### Discovery

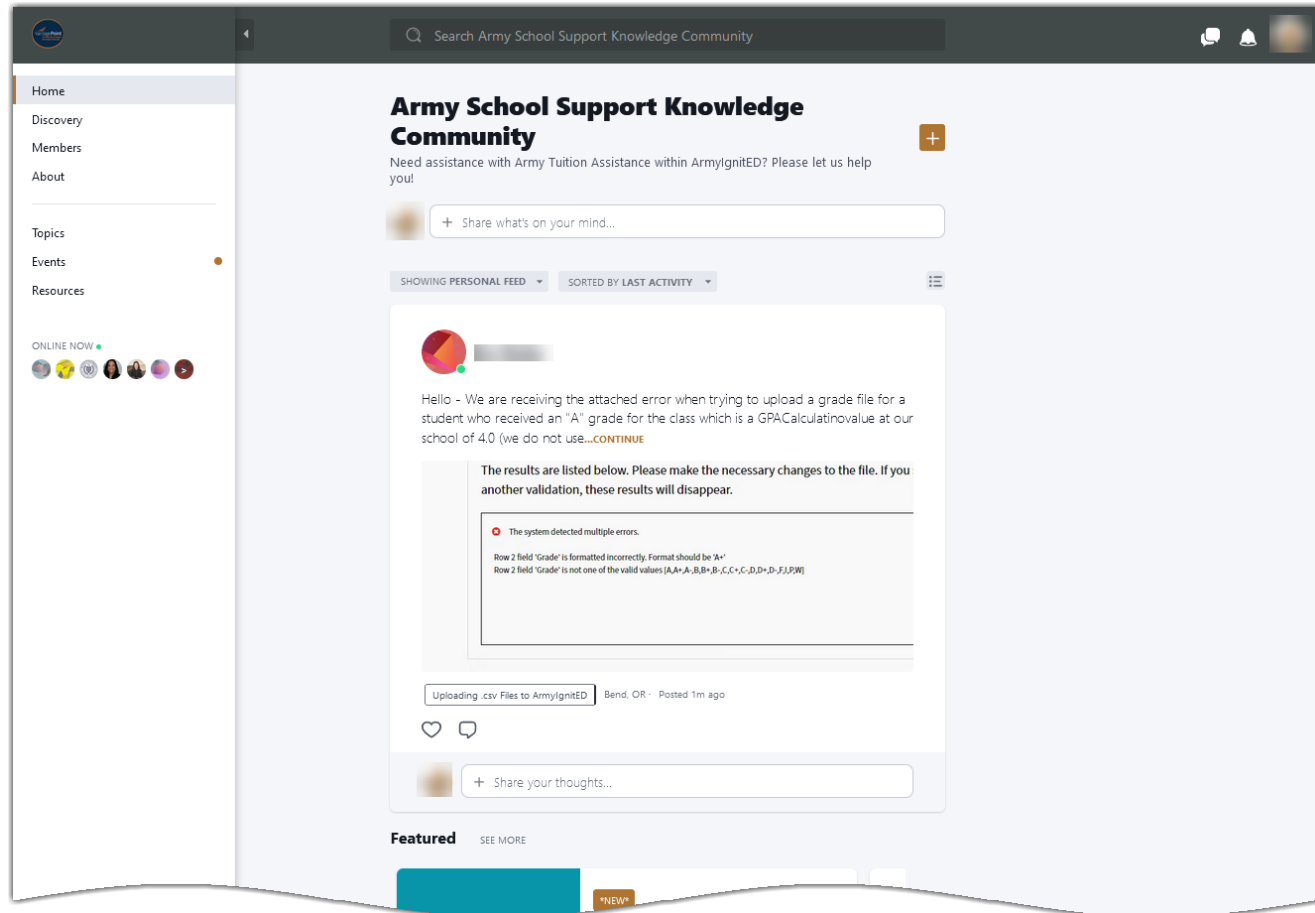
### Topics

### Events (Quarterly

### Webinars)

### Resources

- Messages from HQ ACCESS
- Training Videos
- Helpful Hints
- Quarterly Newsletter
- Past Quarterly Webinar recordings





- The program management office responsible for ArmyIgnitED will be transitioning to a Government-off-the-Shelf platform
- Air Force Automated Education Management System (AFAEMS)
- Educational Institutions are familiar with the new platform if they used AFAEMS for Air Force Tuition Assistance
- ArmyIgnitED 1.0 will remain online until “ArmyIgnitED 2.0” is deployed



[Home](#) [About](#) [Register](#)

You have been logged out due to inactivity

**Login**

**Username**

**Password**

[Reset Password](#)

[Contact your User Account Controller](#)

**ATTENTION:** The information accessed and displayed through this system is FOR OFFICIAL USE ONLY and must be protected in accordance with the Privacy Act and AFJ 33-332.  
User Agreement | Security and Privacy Notice  
Version: 3.212.1



## Registration



### New User Account

If your institution is already a part of the AI Portal, you can apply for a new user account.

[Apply Now](#)



### New Institution Account

If your institution is not yet a part of the AI Portal, you can apply for a new institution account.

[Apply Now](#)





1. Go to the AI Portal site at <https://aiportal.us.af.mil/> using Edge or Firefox browser
2. Click Register, select Apply Now for New Institution Account
3. Click Select for desired Funding Programs including MilTA, click Next
4. Enter your school's 8 digit OPEID and click Next
  - a. If your school is already in the AI Portal, click User Registration to register your new user account

**Institution Already Exists**

Based on the OPEID you provided, we found an institution by the name of 'University of Montevallo' that already exists in our system, please follow the user registration process or contact [AI Portal Support](#).

User Registration

- b. If your school is not already in the AI Portal, verify school name and click Continue

If the school name below is wrong, cancel this application and contact [AI Portal Support](#).



# Questions